


OFFICIAL WKC REFEREE GESTURES FOR KUMITE



“SHOBU SANBON HAJIME”

“3 point Match - Begin”
The Referee Stands on his line **with open palms facing inwards** (Shobu Nihon Hajime = 2 point match - Begin).

“SHOBU HAJIME”
Used to start Encho-sen
The Referee Stands on his line **with open palms facing inwards**.



“TSUZUKETE HAJIME”

“Resume fighting - Begin” The Referee standing on his line steps back into Zenkutsu Dachi as he says “Tsuzukete” with arms outstretched and palms facing outwards to the contestants, then says “Hajime” as he brings the arms inwards **with palms of his hands facing towards each other**. Elbows remain straight.



“YAME”


“Stop” Temporary Halt. The referee steps forward in Zenkutsu Dachi and calls “Yame” as he chops downwards with his hand until his straight arm is horizontal with the ground (**palm facing sideways**). The Timekeeper must also stop the clock.



EXCESSIVE CONTACT


(prohibited action & behaviour) Referee raises one hand at chest level in a closed fist with the other open hand alongside @ 45 degrees flush with the knuckles and presents it to the offender.

This is dealt with under **Actions & Behaviours**




“IPPON”

The Referee extends his arm upwards @ a 45 degree angle from the shoulder on the side of the scorer with **open palm facing upwards**.



“WAZA-ARI”

The Referee extends his arm downwards @ a 45 degree angle from the shoulder on the side of the scorer with **open palm facing upwards**.




“TORIMASEN”

“Unacceptable as Scoring Technique” Referee crosses arms over chest then uncrosses and holds arms out from body with **open palms facing downwards**.



“AIUCHI”

“Simultaneous Scoring Techniques” **No point awarded** to either contestant. Referee brings fists together in front of his abdomen.



CANCEL LAST DECISION

Similar to Torimassen. The Referee turns to face the competitor, announces Aka (Shiro) and crosses arms over chest, then uncrosses and holds arms out from body **with open palms facing downwards**. (It is also prudent to turn to the table and Arbitrator to ensure all are aware of the cancellation).



“KIKEN”


(Withdrawn) The Referee points with his index finger to the feet of the contestant and announces “KIKEN” (**Withdrawn**) and will then announce victory to the opponent in the normal fashion.



REFEREE ASKS JUDGES TO RECONSIDER THEIR DECISION.

The referee keeps both arms by his sides and bends them at the elbow @ 45 degrees with **open palms facing upwards** and after indicating why he is asking the judges to reconsider invites the judges to do so.


Judges will be asked to reconsider their decision if the referee saw different because he was better placed and saw something that annulled that particular judgement.




“SHUGO”

“Judges Called” The Referee extends an arm forwards in the direction of the Judge(s) and draws it in towards himself with open palm facing inwards at face level. Using the ‘Mirror’ system the Referee can beckon the Judge to resolve a disagreement. Using the ‘Flag’ system the judges must only be called up in extremely exceptional circumstances i.e. in the case of Shikkaku.


OFFICIAL WKC REFEREE GESTURES FOR KUMITE



“HIKIWAKE” *“Draw”*
 Referee crosses arms over chest, then uncrosses and holds arms out from both sides of his body with **palms showing upwards**.



“NO KACHI” *“Winner”*
 The Referee extends his arm upwards @ a 45 degree angle from the shoulder on the side of the scorer with **open palm facing upwards**.




“OTAGAI-NI-REI” *“Bow to your opponent”*
 The Referee holds both arms out in front of him, shoulder height and bent @ 90 degree angles at the elbow facing upwards and **open palms facing each other**. Forearms are then bent at 45degree angle imitating a bow.




“SHOMEN-NI-REI” *“Bow to all”*
 The Referee holds both arms out in front of him, shoulder height and bent @ 90 degree angles at the elbow facing upwards and **open palms facing each other**. Both arms are then fully extended and open palms face outwards.




“ATENAI”
“Private Warning with No Penalty” Referee demonstrates for excessive contact in the first instance, then covers the fist with his other hand at **chest level** and presents it to the offender announcing “Atenai”.




“HANSOKU CHUI”
“Public Warning with No Penalty” The Referee points with his index finger to the **abdomen** of the offender.




“HANSOKU”
“Public Warning with Penalty” The Referee points with his index finger to the **face** of the offender and then announces a victory to his opponent in the normal fashion.



“SHIKKAKU”
“Disqualification” Command to leave the area, tournament, hall. Referee announces “Aka (Shiro) - Shikkaku”. He first points with his **index finger** to the offender’s **face** then obliquely above and behind him.




“YOWAI”
“Technique too weak”
 The Referee raises his forearm up and down on the side of the relevant competitor with a limp wrist action indicating weakness.




“UKE IMASU”
“Technique blocked”
 The Referee places an open hand over his other arm to indicate that the technique was blocked.



“NUKETE IMASU”
“Technique missed”
 The Referee moves a clenched fist across his body to indicate that the technique missed. The arm used should be on the side of the relevant competitor.



“MAAI”
“Distance incorrect” (too close)



“MAAI”
“Distance incorrect” (too far)

OFFICIAL WKC REFEREE GESTURES FOR KUMITE

ACTIONS & BEHAVIOURS:



(3 levels)

(Excessive contact)

The Referee in the first instance raises one hand at chest level in a closed fist with the other open hand alongside @ 45 degrees flush with the knuckles and presents it to the offender then;



- 1) Atenai: covers the fist with his other hand at chest level and presents it to the offender announcing "Atenai".
- 2) Hansoku Chui: points to offenders chest announcing Hansoku Chui
- 3) Hansoku: points to offenders head announcing Hansoku.



ATENAI
1




HANSOKU CHUI
2

HANSOKU
3




JOGAI: (3 levels)

(Outside the match area and a prohibited behaviour)

The Referee points with his index finger to the match boundary behind him and on the side of the offender and announces "Jogai" and the warning/penalty imposed.



- 1) Jogai: as above
- 2) Hansoku Chui: points to offenders chest
- 3) Hansoku: points to offender's head.



JOGAI
1




HANSOKU CHUI
2

HANSOKU
3




MUBOBI: (3 levels)

(Warning for lack of regard for ones own safety and prohibited behaviour)

The Referee points his index finger in the air @ a 60 degree angle on the side of the offender and completes 2 small circles and announces "Mubobi" and the warning/penalty imposed.



- 1) Mubobi: as above
- 2) Hansoku Chui: points to offenders chest
- 3) Hansoku: points to offender's head.




MUBOBI
1


HANSOKU CHUI
2

HANSOKU
3

OFFICIAL WKC REFEREE GESTURES FOR KUMITE



FEIGNING OR EXAGGERATING INJURY
The Referee holds both arms out in front of him bent at the elbow, open hands close together and slowly draws the arms apart indicating expanding or exaggerating to all. This is dealt with under **Actions & Behaviours**.



ATTACKS WITH THE HEAD KNEES OR ELBOWS

The Referee touches his forehead, knee, or elbow with the open hand to indicate to all the offence.

This is dealt with under **Actions & Behaviours**.



DANGEROUS AND UNCONTROLLED ATTACKS

The Referee brings his clenched fist past the side of his head to indicate to all the offence.

This is dealt with under **Actions & Behaviours**.



PUSHING, PULLING OR GRABBING WITHOUT A TECHNIQUE

The Referee holds both arms out in front of him at shoulder level or makes a pushing, pulling or grabbing action to indicate to all the offence.

This is dealt with under **Actions & Behaviours**.

No Signal



TALKING TO OR GOADING THE OPPONENT AND DISCOURTEOUS BEHAVIOUR

The Referee places his index finger to his lips to indicate to all the offence.

This is dealt with under **Actions & Behaviours**.



AVOIDING COMBAT

The Referee makes a circling motion with the down turned index finger to indicate to all the offence.

Depending on the circumstances This can be dealt with under **Actions & Behaviours**.



AKA (SHIRO) SCORED FIRST

The Referee indicates to all that that Aka scored first by bringing the finger tips of his open right hand to touch the palm of his open left hand and then proceeds to award the appropriate score in the normal fashion.

“ATOSHI BARAKU”

(A little more time left)

An audible signal will be given by the timekeeper 30 seconds before the actual end of the bout and the Referee will announce “Atoshi Baraku”.



“MOTO NO ICHI”

“Return to original position”

The Referee commands Aka (Shiro) to return to their starting positions by extending his arm downwards @ a 45degree angle from the shoulder to each (both) of the competitors with **open palms facing upwards**.



“SOREMADE”
“End of the Match”

The Referee extends an arm forward with open palm facing away from himself and in the direction of the centre of the tatami and between the contestants and announces “Soremade”.



“HANTEI”
“Decision”

The Referee stands on the area perimeter calls “Hantei” and blows a long sharp blast of his whistle. The Judges show their decision by flag. The Referee gives a short blast of his whistle signalling the Judges to drop their flags. The Referee then steps forward to his designated spot and announces the panel decision and takes the appropriate action.



“TSUZUKETE”

“Continue fighting”

The Referee outstretches both arms in front of him at shoulder height with **open palms facing towards each other** beckons the competitors to continue fighting. Elbows remain straight.

OFFICIAL WKC REFEREE GESTURES FOR KUMITE